SOFTER **LOUDER!**

Musical Expressions
Crescendo and Decrescendo

Name: _____
Date:_____

In music, a crescendo means to gradually get louder (gradually play the music louder):



Using Sibelius, play the music above (P) and listen to the crescendos.

In music, a decrescendo means to gradually get softer (gradually play the music softer):



Using Sibelius, play the music above (P) and listen to the decrescendos.

Draw a crescendo mark in measures 2, 6 and 9. Draw a decrescendo mark in measures 4, 8 and 12.
In Sibelius, click on the note F in the second measure. Type H and press the space bar three times. Then press Escape. This creates a crescendo. To decrescendo, highlight the first note of the decrescendo and press Shift and H, then the space bar, then Escape.



Using Sibelius, play the music above (click the first note in measure 1, then P) and listen to the crescendos and decrescendos. Play the music on your keyboard or other instrument. Observe the expressions when playing the music.

© www.musictechteacher.com